

VIPER

HISTORIC MODEL

The historic VIPER model offers all-round vision and fits all face shapes thanks to its adjustable temples.



















+ UPPER PROTECTION

+ ADJUSTABLE TEMPLES

bolle
SAFETY

VIPER

HISTORIC MODEL

MODEL	VERSIONS	REFERENCES	LENS MARKING	FRAME MARKING	COATINGS
VIPER	 Clear	VIPCI	2C-1,2  F  CE	 EN166 FT CE	Anti-scratch
	 Clear	VIPPSI	2C-1,2  F  CE	 EN166 FT CE	Anti-scratch/anti-fog
	 Yellow	VIPPSJ	2C-1,2  F  CE	 EN166 FT CE	Anti-scratch/anti-fog
	 Smoke	VIPCF	5-3,1  1 FT  CE	 EN166 FT CE	Anti-scratch

LENS MARKING

Optical class symbols:

1. Continuous work

Mechanical strength symbols:

- F.** Low energy impact, resists a 6 mm, 0.86 g ball at 45 m/s
Maximum protection for glasses.
- T.** The letter T, immediately after the mechanical strength symbol, authorises use for high speed particles at extreme temperatures.

Others symbols:

 European standard  Manufacturer name

FRAME MARKING

EN 166: guaranteed minimum resistance of the protective eyewear against everyday risks including dropping the protective eyewear onto the ground, ageing by light exposure, exposure to heat or corrosion etc.

F. Low energy impact, resists a 6 mm, 0.86 g ball at 45 m/s
Maximum protection for glasses.

T. The letter T, immediately after the mechanical strength symbol, authorises use for high speed particles at extreme temperatures.

 European standard  Manufacturer name

Bollé Safety product approval certificates to CE standards will be sent on request.

CLEANING AND STORAGE

CLEANING: The lenses should be cleaned regularly. Bollé Safety recommends only using the B-clean lens cleaning system.

MAINTENANCE: Pitted, scratched or damaged lenses must be replaced by replacing the complete product. If the frame is damaged also replace the complete product. After each use it is recommended to keep the spectacles or goggles in a microfiber pouch or rigid case.

STORAGE: All products must be stored in a dry and clean environment.

PACKAGING AND EAN13 CODE

	VIPCI	VIPPSI	VIPPSJ	VIPCF
Individual plastic bag	3660740002640	3660740002817	3660740002824	3660740002633
10 safety spectacles per inner box	3660740102647	3660740102814	3660740102821	3660740102630
300 safety spectacles per outer pack	3660740202644	3660740202811	3660740202828	3660740202637

CHARACTERISTICS

LENSES	PC - 2,15 mm - Galbe 8
FRAME	PC + Nylon
TEMPLES	Nylon
STRAP	Non applicable
FOAM	Non applicable
SPARE LENSES	No



22/08/2019

Europe Bollé Safety
34 rue de la soie
69100 Villeurbanne - France
Tél. : 00 33 (0) 4 78 85 23 64
Fax : 00 33 (0) 4 78 85 28 56
contact@bolle-safety.com

bolle-safety.com

U.K. Bollé Safety
Unit C83 - Barwell Business Park Leatherhead Road - Chessington
Surrey - KT9 2NY
Tél. : 00 44 (0)208 391 4700
Fax : 00 44 (0)208 391 4733
e-mail : uk@bollebrands.com

bolle
SAFETY